


MONTHLY REPORT OF DISBURSEMENTS
For the month of May, 2017

Department: Other Executive Offices						Agency: Technical Education and Skills Development Authority											Operating Unit: Central Office					REMARKS						
Organization Code (UACS): 260410100000						Fund Cluster: 01 - Regular Agency Fund											Report Status: ALL											
PARTICULARS	CURRENT YEAR BUDGET					PRIOR YEAR'S ACCOUNTS PAYABLE											SUB-TOTAL (18)=(6+17)	TRUST LIABILITIES					GRAND TOTAL					
	PS	MOOE	Fin. Exp	CO	TOTAL	PRIOR YEAR'S ACCOUNTS PAYABLE					CURRENT YEAR'S ACCOUNTS PAYABLE							PS	MOOE	CO	TOTAL	PS	MOOE	Fin. Exp	CO	TOTAL		
	2	3	4	5	6=(2+3+4+5)	7	8	9	10	11=(7+8+9+10)	12	13	14	15	16=(12+13+14+15)	17=(11+16)		19	20	21	22=(19+20+21)	23	24	25	26	27=(23+24+25+26)	28	
					37,417,727.1		52,000		32,538.22	84,538.22						84,538.22	37,502,265.32							20,600,744.22	16,868,982.88		32,538.22	37,502,265.32
Notice of Cash Allocation (NCA)	20,600,744.22	16,816,982.88			5,376,007.03												5,376,007.03							426,459.12	4,949,547.91			5,376,007.03
MDS Checks Issued	426,459.12	4,949,547.91			5,376,007.03												5,376,007.03							426,459.12	4,949,547.91			5,376,007.03
Other Executive Offices	426,459.12	4,949,547.91			5,376,007.03												5,376,007.03							426,459.12	4,949,547.91			5,376,007.03
Technical Education and Skills Development Authority	426,459.12	4,949,547.91			5,376,007.03												5,376,007.03							426,459.12	4,949,547.91			5,376,007.03
National Capital Region (NCR)	426,459.12	4,949,547.91			5,376,007.03												5,376,007.03							426,459.12	4,949,547.91			5,376,007.03
Central Office	426,459.12	4,949,547.91			5,376,007.03												5,376,007.03							426,459.12	4,949,547.91			5,376,007.03
Advice to Debit Account	20,174,285.1	11,867,434.97			32,041,720.07		52,000		32,538.22	84,538.22						84,538.22	32,126,258.29							20,174,285.1	11,919,434.97		32,538.22	32,126,258.29
Other Executive Offices	20,174,285.1	11,867,434.97			32,041,720.07		52,000		32,538.22	84,538.22						84,538.22	32,126,258.29							20,174,285.1	11,919,434.97		32,538.22	32,126,258.29
Technical Education and Skills Development Authority	20,174,285.1	11,867,434.97			32,041,720.07		52,000		32,538.22	84,538.22						84,538.22	32,126,258.29							20,174,285.1	11,919,434.97		32,538.22	32,126,258.29
National Capital Region (NCR)	20,174,285.1	11,867,434.97			32,041,720.07		52,000		32,538.22	84,538.22						84,538.22	32,126,258.29							20,174,285.1	11,919,434.97		32,538.22	32,126,258.29
Central Office	20,174,285.1	11,867,434.97			32,041,720.07		52,000		32,538.22	84,538.22						84,538.22	32,126,258.29							20,174,285.1	11,919,434.97		32,538.22	32,126,258.29
Tax Remittance Advices Issued (TRA)	2,076,602.93	342,295.19			2,418,898.12		24,625		2,410.72	27,035.72						27,035.72	2,445,933.84							2,076,602.93	366,920.19		2,410.72	2,445,933.84
Other Executive Offices	2,076,602.93	342,295.19			2,418,898.12		24,625		2,410.72	27,035.72						27,035.72	2,445,933.84							2,076,602.93	366,920.19		2,410.72	2,445,933.84
Technical Education and Skills Development Authority	2,076,602.93	342,295.19			2,418,898.12		24,625		2,410.72	27,035.72						27,035.72	2,445,933.84							2,076,602.93	366,920.19		2,410.72	2,445,933.84
National Capital Region (NCR)	2,076,602.93	342,295.19			2,418,898.12		24,625		2,410.72	27,035.72						27,035.72	2,445,933.84							2,076,602.93	366,920.19		2,410.72	2,445,933.84
Central Office	2,076,602.93	342,295.19			2,418,898.12		24,625		2,410.72	27,035.72						27,035.72	2,445,933.84							2,076,602.93	366,920.19		2,410.72	2,445,933.84
Grand Total	22,677,347.15	17,159,278.07			39,836,625.22		76,625		34,948.94	111,573.94						111,573.94	39,948,199.16							22,677,347.15	17,235,903.07		34,948.94	39,948,199.16

Summary


PARTICULARS	PREVIOUS REPORT	CURRENT MONTH	AS OF DATE
(1)	(2)	(3)	(4)
Total Disbursement Authorities Received			
NCA	519,047,336.00	108,998,913.00	628,046,249.00
Working Fund			
TRA	16,482,304.20	2,445,933.84	18,928,238.04
CDC			
NCAA			
Others (CDT, BTr Docs Stamp, etc.)			
Less: Notice of Transfer Allocations (NTA)* issued	(236,434,664.98)	(22,524,711.16)	(258,959,376.14)
Total Disbursements Authorities Available	299,094,975.22	88,920,135.68	388,015,110.90
Less			
Lapsed NCA	175.82		175.82
Disbursements	299,021,445.66	39,948,199.16	338,969,644.82
Balance of Disbursements Authorities as of to date	73,353.74	48,971,936.52	49,045,290.26
Total Disbursements Program	299,094,975.22	88,920,135.68	388,015,110.90
Actual Disbursements	299,021,445.66	39,948,199.16	338,969,644.82
Under spending	73,529.56	48,971,936.52	49,045,466.08

Certified Correct:


Agency Chief Accountant

Date:

Approved By:


PILAR G. DE LEON
Head of Agency or Authorized Representative

Date:

MONTHLY REPORT OF DISBURSEMENTS
For the Month of MAY 2017

Department DEPARTMENT OF LABOR AND EMPLOYMENT (DOLE)
 Agency TECHNICAL EDUCATION AND SKILLS DEVELOPMENT AUTHORITY (TESDA)
 Operating Unit CENTRAL OFFICE
 Organization Code 16-009-01-00000
 Funding Source 01 - Regular Agency Fund


PARTICULARS	CURRENT YEAR BUDGET				PRIOR YEAR'S BUDGET				SUB-TOTAL	GRAND TOTAL			
	PS	MOOE	CO	TOTAL	PRIOR YEAR'S ACCOUNTS PAYABLE			TOTAL		PS	MOOE	CO	TOTAL
					PS	MOOE	CO						
Notice of Cash Allocation													
MDS Checks Issued	426,459.12	4,949,547.91		5,376,007.03					5,376,007.03	426,459.12	4,949,547.91		5,376,007.03
LDDAP-ADA	20,174,285.10	11,867,434.97		32,041,720.07	-	52,000.00	32,538.22	84,538.22	32,126,258.29	20,174,285.10	11,919,434.97	32,538.22	32,126,258.29
Tax Remittance Advice	2,076,602.93	342,295.19	-	2,418,898.12	-	24,625.00	2,410.72	27,035.72	2,445,933.84	2,076,602.93	366,920.19	2,410.72	2,445,933.84
Total	22,677,347.15	17,159,278.07	-	39,836,625.22	-	76,625.00	34,948.94	111,573.94	39,948,199.16	22,677,347.15	17,235,903.07	34,948.94	39,948,199.16


SUMMARY:

	<u>Prev. Report</u>	<u>This Month</u>	<u>As of Date</u>
Total Disbursements Authorities Received	535,529,640.20	111,444,846.84	646,974,487.04
Notice of Cash Allocation (NCA)	519,047,336.00	108,998,913.00	628,046,249.00
Tax Remittance Advice (TRA)	16,482,304.20	2,445,933.84	18,928,238.04
Less: Notice of Transfer Allocation (NTA) Issued	236,434,664.98	22,524,711.16	258,959,376.14
Total Disbursements Authorities Available	299,094,975.22	88,920,135.68	388,015,110.90
Less:			
Lapsed NCA	175.82		175.82
Disbursements	299,021,445.66	39,948,199.16	338,969,644.82
Total	299,021,621.48	39,948,199.16	338,969,820.64
Balance of Disbursements Authorities as of to Date	73,353.74	48,971,936.52	49,045,290.26

Total Disbursements Program
 Less: Actual Disbursements
 (Over)/Under Spending

	<u>Prev. Report</u>	<u>This Month</u>	<u>As of Date</u>
Total Disbursements Program	299,094,975.22	88,920,135.68	388,015,110.90
Less: Actual Disbursements	299,021,445.66	39,948,199.16	338,969,644.82
(Over)/Under Spending	73,529.56	48,971,936.52	49,045,290.26

Certified Correct:

CARIZA A. DACUMA
 OIC, Accounting Division-FMS
 Date: _____

Approved by:

MA. MAGDALENA P. BUTAD
 Director IV, Financial and Management Service
 Date: _____